

## Pennsylvania Railroad GLe Class Cement Car






The 'Penny' GLe class cement car is our first offering of freight equipment and it's a prototype that offers some great modeling opportunities. The PRR constructed 250 units in this class, more correctly, they rebuilt Standard Steel Car Company built GLb class open hopper cars into GLe's beginning in December of 1931 and a hand-full of cars remained in service after 1960.

There were two basic styles of construction for this class and we will offer both; one having structural steel exterior side braces and the other utilizing 'pressed' steel side braces, the difference in appearance is striking as represented by the photos through out this brochure. The 'red' car is a 'structural' side-stake car with a 'K' style brake system. The 'grey' car is a 'pressed' side-stake car with an 'AB' style brake system.

As noted, we are offering two brake systems which is significant in order to have the models prototypically correct for various periods of operation. The 'K' brake system was used on freight equipment up until approximately 1943 and the 'AB' brake system from then on, our systems are completely and correctly detailed. We are offering ten different configurations, including graphics, appropriate for the entire period of service, up to and including company service at the very end of the cars useful life.

Some of the detail offered in our models are 'punched' rivets: wooden walkways, operational hatches with prototypical locking bars, full underbody detail, complete interior detail, complete piping detail, scale operating brass couplers and sprung ball-bearing equipped 2D-F8 trucks with Kohs & Company specification wheel sets. Our first piece of rolling-stock has been built to the same standards as our finest locomotives and we are offering them at a bargain price!



Kohs & Company, Incorporated  
Post Office Box 689  
Clarkston, Michigan 48347  
Phone: 248.625.6396  
Fax: 248.625.7994  
Web: [www.kohs.com](http://www.kohs.com)  
Email: [gwk@kohs.com](mailto:gwk@kohs.com)



Version 1P



Version 1S



Version 2P



Version 2S



Version 3P



Version 3S



Version 4Pa



Version 4Sa



Version 4Pb



Version 4Sb



Version 5P



Version 5S

Year	Version	Construction	Brake Style	Carbody Color	Graphics Style	Graphics Color
'32 -'44	1S <i>Sold Out</i>	Structural	'K'	Freight Car Red	Circle-Keystone	White
'32 -'44	1P <i>Sold Out</i>	Pressed	'K'	Freight Car Red	Circle-Keystone	White
'44 -'54	2S <i>Sold Out</i>	Structural	'AB'	Freight Car Red	Circle-Keystone*	White
'44 -'54	2P <i>Sold Out</i>	Pressed	'AB'	Freight Car Red	Circle-Keystone*	White
'54 -'62	3S <i>Sold Out</i>	Structural	'AB'	Grey	Shadow-Keystone	Black
'54 -'62	3P <i>Sold Out</i>	Pressed	'AB'	Grey	Shadow-Keystone	Black
'54 -'62	4Sa <i>Sold Out</i>	Structural	'AB'	Grey	NA	Black
'54 -'62	4Sb <i>Sold Out</i>	Structural	'AB'	Grey	Shadow-Keystone	Black
'54 -'62	4Pa <i>Sold Out</i>	Pressed	'AB'	Grey	NA	Black
'54 -'62	4Pb <i>Sold Out</i>	Pressed	'AB'	Grey	Shadow-Keystone	Black
'54 -'62	5S <i>Sold Out</i>	Structural	'AB'	Grey	Plain-Keystone	Black
'54 -'62	5P <i>Sold Out</i>	Pressed	'AB'	Grey	Plain-Keystone	Black

\* The 'Circle Keystone' graphics of version #2 are the same as version #1, but with the addition of the 'Return Empty to.....' stencil markings.

The table above is offered as a reference for those interested in modeling specific time periods. While the data included there in has been thoroughly researched, the exact time periods are not carved in stone, so there is some latitude in selecting specific desired styles while still meeting your time period criteria. You should also note that when orders are placed for multiple cars we will ship all cars with different road numbers unless otherwise requested.

Some final detail notes regarding our GLe cement cars; regarding couplers, as noted our cars will come equipped with prototypical draft-gear boxes and scale operating brass couplers, we will make every effort to simplify the process of converting to Kadee style couplers for those so inclined. For those interested in the weight of our GLe, they come in at just over one pound (1.12lbs) so they carry enough weight out of the box to run reliably in long consists. Should you have more specific questions about features or details, please feel free to contact us directly so we can more effectively respond.

### GLe Cement Car Order Form

The price per car is \$375 plus \$10 shipping (international shipping costs to be quoted at time of order). If you wish to order a quantity of cars and that quantity exceeds the available space below, please fill in the customer information, attach to and submit the actual cars ordered on a separate sheet.

Name: \_\_\_\_\_ Address: \_\_\_\_\_

City: \_\_\_\_\_ State: \_\_\_\_\_ Zip Code: \_\_\_\_\_ Country: \_\_\_\_\_

Phone: \_\_\_\_\_ Fax: \_\_\_\_\_ Email: \_\_\_\_\_

Quantity	Version Number	Amount
_____	_____	_____
_____	_____	_____
_____	_____	_____
_____	_____	_____
_____	_____	_____

Total Enclosed: \_\_\_\_\_